

# PA 503/ 504/ 505/ 400

## SAFETY TEST CABINET

**Max. test voltage**  
12 kV / 24 kV

**Safety interlock switch**

**Warning lights**  
acc. to VDE 0104  
(PA 5xx series)








Figure: PA 504

The safety test cabinets PA series are designed for high-voltage testing of components and PCB's etc. The transparent cabinets prevents accidental contact with live parts of the test object, yet allows observation of the test object during testing.

Upon lifting of the cover, the safety interlock loop of the high-voltage generator is interrupted and the generator is switched off, the test object and the generators energy storage capacitor are discharged.

Options	PA
Impulse voltage divider	built-in
Max. input voltage, 1.2/50 $\mu$ s	12/24 kV
Ratio	1000:1 $\pm$ 2 %
High-voltage output connector system	built-in
HV-cable with plugs	1.0 m long
Electronic safety relay with contactless test cabinet switch.	built-in

Technical specifications	PA 503	PA 505	PA 504	PA 400
Figure				
Max. input voltage	12/24 kV	12/24 kV	12/24 kV	24 kV
High-voltage output connector	4 mm Ø	4 mm Ø	4 mm Ø	4 mm Ø
HV-cable	1.0 m lang	1.0 m lang	1.0 m lang	1,50 m
Protective ground terminal, screw	M 6	M 6	M 6	M 6
Safety interlock connector	Break contact, 24V-dc	Break contact, 24V-dc	Break contact, 24V-dc	Break contact, 24V-dc
Safety interlock interconnection cable	1.0 m long	1.0 m long	1.0 m long	1,5 m long
Red and green warning lights acc. to VDE 0104	24 V=, 40 mA	24 V=, 40 mA	24 V=, 40 mA	- (Optional external lamps for generator)
Interconnection cable	1.0 m long	1.0 m long	1.0 m long	1,5 m long
Dimensions W * H * D	470 * 220 * 490 mm <sup>3</sup>	470 * 320 * 490 mm <sup>3</sup>	555 * 480 * 600 mm <sup>3</sup>	1105 * 770 * 650 mm <sup>3</sup>
Test space W * H * D	400 * 140 * 300 mm <sup>3</sup>	400 * 250 * 400 mm <sup>3</sup>	460 * 300 * 550 mm <sup>3</sup>	1000 * 605 * 605 mm <sup>3</sup>
Weight	10 kg	10 kg	35 kg	25 kg